



# HYDRAULIC BREAKERS MB & HB RANGE

High efficiency & performance, low  
noise & vibration



*Atlas Copco*

# Efficiency and performance you can rely on!

## We introduced the innovative hydraulic breaker 50 years ago

And it transformed the construction and mining industries. With your productivity and total cost of ownership as our priority, we have continued to refine this winning concept.

## Everything you want from a hydraulic breaker

Medium and Heavy hydraulic breakers are efficient and highly adaptable products, making them extremely versatile. Combining superior efficiency and performance with high durability and low impact on the environment.

We are committed to Sustainable Productivity – it's our brand promise.

## With us you know what you're getting

Atlas Copco Construction Tools is certified according to ISO 9001:2008, ISO 14001:2004, and OHSAS18001:2007.

Our hydraulic breakers conform to the provisions of EC Directive 2006/42/EC (Machinery Directive) and 2000/14/EC (Noise Directive).

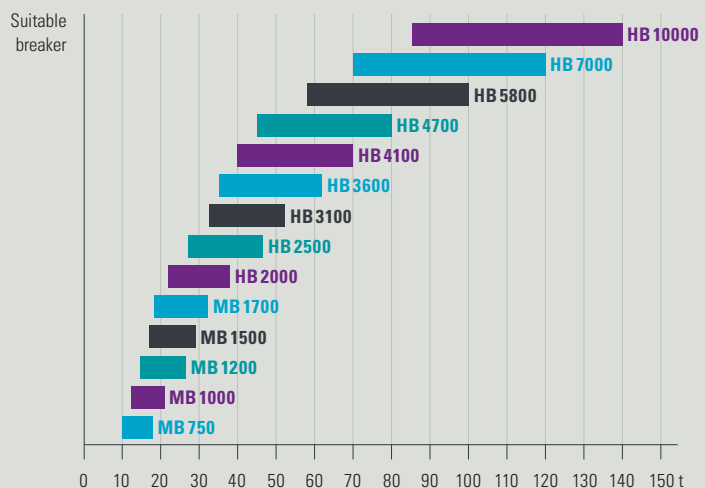
## Whatever your industry

Choose our hydraulic breakers as your partner for a huge range of tasks.


Suitable for a wide range of carriers like wheeled and crawler excavators will get the job done – quickly and economically!

## Carrier weight classes

This table provides a rough guide. For a perfect fit between carrier and attachment, contact your Atlas Copco customer center or your local dealer.



# Application overview

			SB	MB	HB
<b>Mining &amp; quarrying</b>					
	<b>Preliminary works</b>	<ul style="list-style-type: none"> <li>› Overburden removal</li> <li>› Bench, road &amp; ramp leveling</li> <li>› Roof, face &amp; rib scaling</li> </ul>	●	●	○
	<b>Secondary breaking</b>	<ul style="list-style-type: none"> <li>› Boulder reduction in rock pile</li> <li>› Removing blockages at crushing systems</li> </ul>	○	●	●
	<b>Primary rock breaking</b>	<ul style="list-style-type: none"> <li>› Selective rock breaking</li> <li>› Blast-free mining</li> </ul>	—	○	●
<b>Demolition &amp; renovation</b>					
	<b>Masonry structures</b>	<ul style="list-style-type: none"> <li>› Brickwork</li> <li>› Natural stone</li> <li>› Autoclaved aerated concrete</li> </ul>	●	○	—
	<b>Concrete structures</b>	<ul style="list-style-type: none"> <li>› Lightweight concrete</li> <li>› Standard concrete</li> </ul>	●	●	○
		<ul style="list-style-type: none"> <li>› Heavyweight concrete</li> </ul>	—	○	●
	<b>Composite steel &amp; concrete structures</b>	<ul style="list-style-type: none"> <li>› Steel-reinforced concrete</li> <li>› Prestressed concrete</li> <li>› Fiber-reinforced concrete</li> </ul>	○	●	●
	<b>Pavements</b>	<ul style="list-style-type: none"> <li>› Asphalt</li> <li>› Concrete</li> <li>› Composite surfaces</li> </ul>	●	●	●
<b>Construction</b>					
	<b>Earthworks</b>	<ul style="list-style-type: none"> <li>› Trenching</li> <li>› Pit building</li> <li>› Ground excavation</li> </ul>	○	●	●
	<b>Tunneling</b>	<ul style="list-style-type: none"> <li>› Tunnel driving</li> <li>› Roof, face &amp; rib scaling</li> <li>› Floor leveling</li> </ul>	○	●	●
	<b>Dredging</b>	<ul style="list-style-type: none"> <li>› Canal deepening &amp; extension</li> <li>› Dock deepening &amp; extension</li> </ul>	○	○	●
	<b>Gardening &amp; Landscaping</b>	<ul style="list-style-type: none"> <li>› Fencing</li> <li>› Ground excavation</li> <li>› Rock breaking</li> </ul>	●	○	—
	<b>Foundation works</b>	<ul style="list-style-type: none"> <li>› Ground leveling</li> </ul>	—	○	●
	<b>Building construction</b>	<ul style="list-style-type: none"> <li>› Foundation pile driving</li> </ul>	—	○	●
<b>Metallurgical industry</b>					
	<b>Slag recycling</b>	<ul style="list-style-type: none"> <li>› Boulder reduction in slag heap</li> <li>› Removing blockages at crushing systems</li> </ul>	○	●	●
	<b>Cleaning &amp; debricking</b>	<ul style="list-style-type: none"> <li>› Ladles</li> <li>› Converter mouths</li> <li>› Kilns</li> </ul>	●	○	—

● Optimal   ○ Suitable   — Unsuitable



# Your job, our breakers







PRIMARY ROCK  
BREAKING



SECONDARY ROCK  
BREAKING



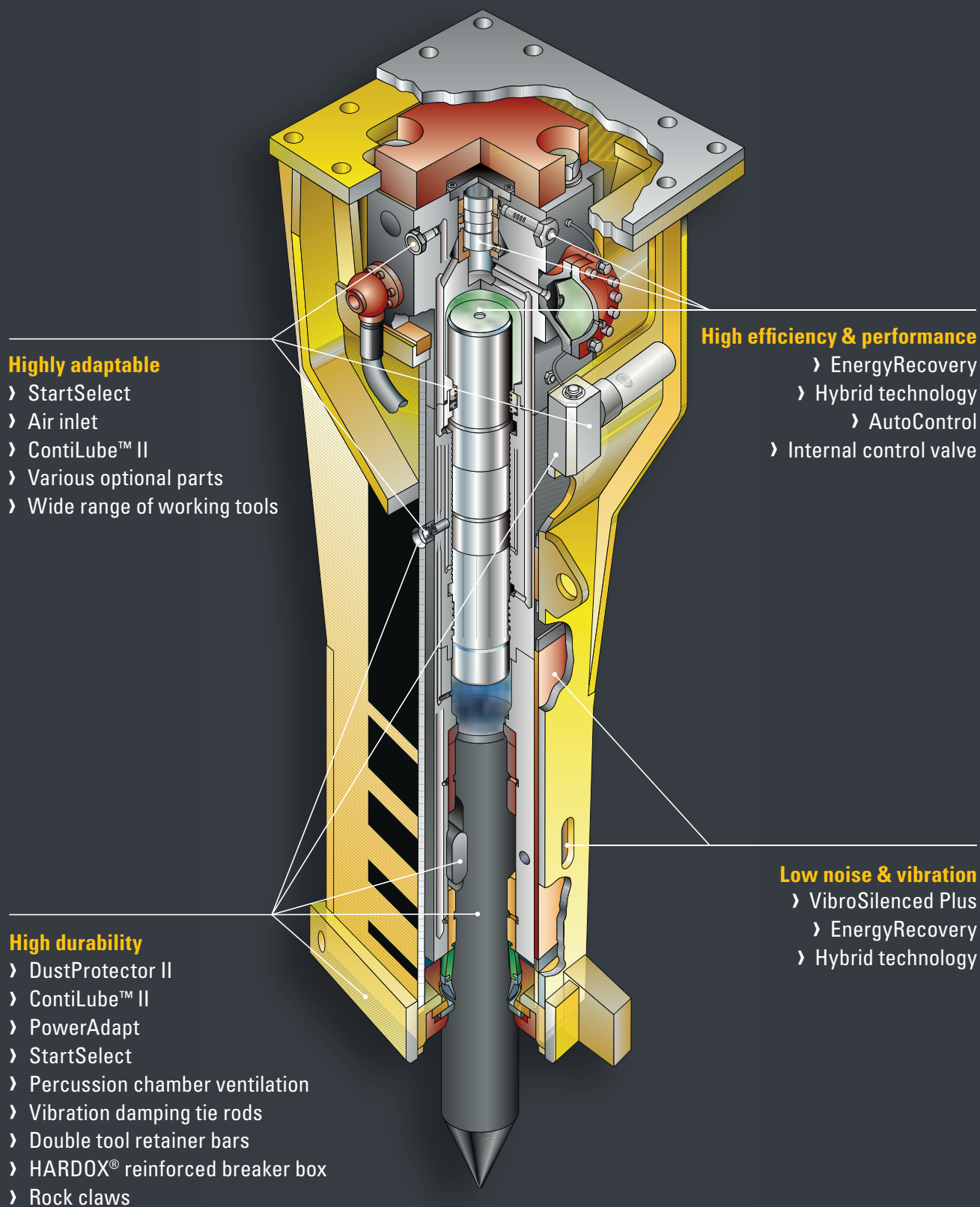
PILE DRIVING



TUNNELING



# Our features make the difference



- › **EnergyRecovery** utilizing automatically the piston recoil energy to increase the performance without additional hydraulic input and to lower vibrations
- › Automatic piston stroke length switching system **AutoControl** adjusts the output balance during operation thus optimizing the performance
  - › Long stroke mode provides high impact energy and normal impact rate in hard rock
  - › Short stroke mode provides normal impact energy and high impact rate in softer material
- › Internal control valve for increased efficiency
- › Integrated **StartSelect** valve enables the operator to adjust the hydraulic breaker start-up behaviour according to the operating condition in a few simple steps
  - › In the AutoStart mode the hydraulic breaker starts without load applied to working tool thus simplifying handling
  - › In the AutoStop mode the hydraulic breakers runs only when load is applied to working tool thus preventing blank firing
- › Patented dust sealing system **DustProtector II**, combining 2 independently operating wipers, one for coarse debris and one for fine dust, extending service life of components and lower grease consumption
- › Active non-return valve **ventilating the percussion chamber** during the upwards movement of the piston minimizing penetration of abrasive dust and expelling dust contaminated grease from the tool guiding section
- › **Air inlet** to connect compressed air supply for underwater and tunneling work
- › Atlas Copco designed self-priming lubrication pump **ContiLube™ II** with adjustable grease volume, directly mounted on the hydraulic breaker, for uninterrupted operation and optimized lubrication
- › **Hybrid technology** with an integrated nitrogen piston accumulator for constantly high impact energy, safe start-up and smooth operation
- › Built-in overload protection valve **PowerAdapt** shuts off the hydraulic breaker when operating pressure is not in line with specifications thus protecting it from costly downtimes and repairs
- › Two oval-shaped tool **retainer bars**, with a simple but reliable locking system, for quick tool exchange and increased durability
- › Fully enclosed **breaker box design** to prevent wear on the percussion mechanism, as well as HARDOX® reinforcements and rock claws on the bottom section of the breaker box to prevent premature wear
- › **VibroSilenced Plus** system isolating percussion mechanism and breaker box by polyurethane damping and guiding elements and sealing of all breaker openings to reduce noise and vibration levels
- › **Vibration damping tie rods** with polyurethane collar and HeliCoil locking system for high durability
- › Fully **interchangeable parts and components** for condition-based maintenance and servicing

# MB breaker range



			MB 750	MB 1000
Technical data	Carrier weight class <sup>1)</sup>	t	10–17	12–21
	Service weight <sup>2)</sup>	kg	750	1.000
	Oil flow rate	l/min	80–120	85–130
	Operating pressure	bar	140–170	160–180
	Max. hydraulic input power	kW	34	39
	Impact rate	bpm	370–840	350–750
	Working tool diameter	mm	100	110
	Sound power level guaranteed <sup>3)</sup>	dB(A)	117	119
	Sound pressure level (r=10m) <sup>3)</sup>	dB(A)	88	90
Feature overview	EnergyRecovery		●	●
	ContiLube™ II		●	●
	AutoControl		–	●
	AutoStart		●	●
	StartSelect (AutoStart & AutoStop)		–	–
	Air inlet (for underwater/tunneling work)		●	●
	DustProtector II		○	○

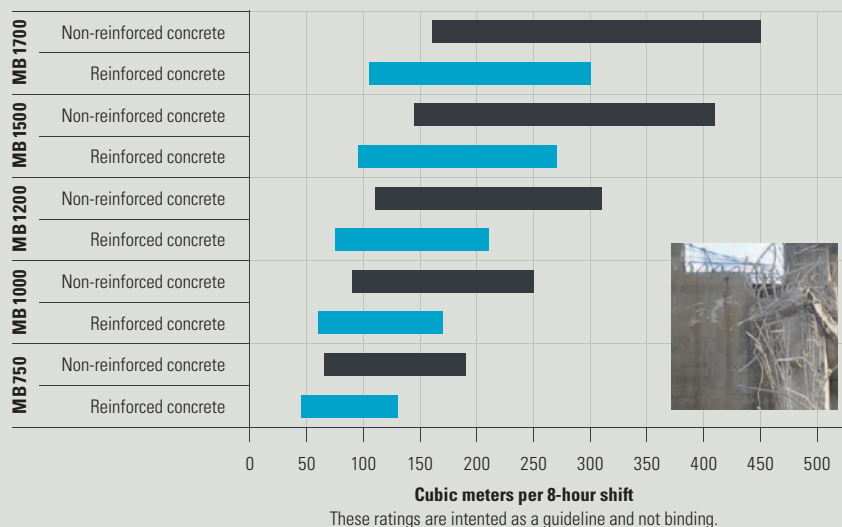
1) Weights apply to standard carriers only. Any variances must be agreed with Atlas Copco and/or the carrier manufacturer prior to attachment.  
 2) MB/HB-Breaker and breaker box with standard adapter plus working tool 3) Important: EN ISO 3744 in accordance with directive 2000/14/EC.  
 Full details of measurement are available in the Safety and Operating instruction of the product. It can be found on: [www.acprints.com](http://www.acprints.com)  
 ● = standard ○ = optional

## Production ratings

The production ratings in the charts can be influenced by a wide range of factors such as:

- › the type, structure, hardness of the material to be broken
- › the degree of material reduction required
- › the setting and condition of the carrier and hydraulic breaker
- › the skills and experience of the operator

## Production ratings in CONCRETE





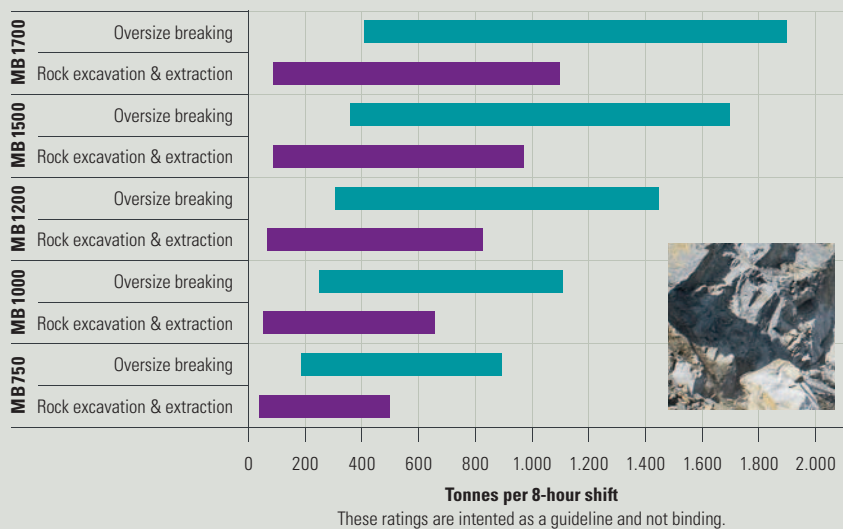
MB 1200	MB 1500	MB 1700
15–26	17–29	19–32
1.200	1.500	1.700
100–140	120–155	130–170
160–180	160–180	160–180
42	46	51
340–680	330–680	320–640
120	135	140
117	120	121
88	91	91
●	●	●
●	●	●
●	●	●
–	–	–
●	●	●
●	●	●
○	○	○



Scan the code and watch the video about the breaker installation and operator instructions



## Production ratings in ROCK



# HB breaker range



			HB 2000	HB 2500
Technical data	Carrier weight class <sup>1)</sup>	t	22–38	27–46
	Service weight <sup>2)</sup>	kg	2.000	2.500
	Oil flow rate	l/min	150–190	170–220
	Operating pressure	bar	160–180	160–180
	Max. hydraulic input power	kW	57	66
	Impact rate	bpm	300–625	280–580
	Working tool diameter	mm	145	155
	Sound power level guaranteed <sup>3)</sup>	dB(A)	120	121
	Sound pressure level (r=10m) <sup>3)</sup>	dB(A)	91	92
Feature overview	EnergyRecovery		●	●
	ContiLube™ II		●	●
	AutoControl		●	●
	StartSelect (AutoStart & AutoStop)		●	●
	Air inlet (for underwater/tunneling work)		●	●
	PowerAdapt		●	●
	DustProtector II		○	○

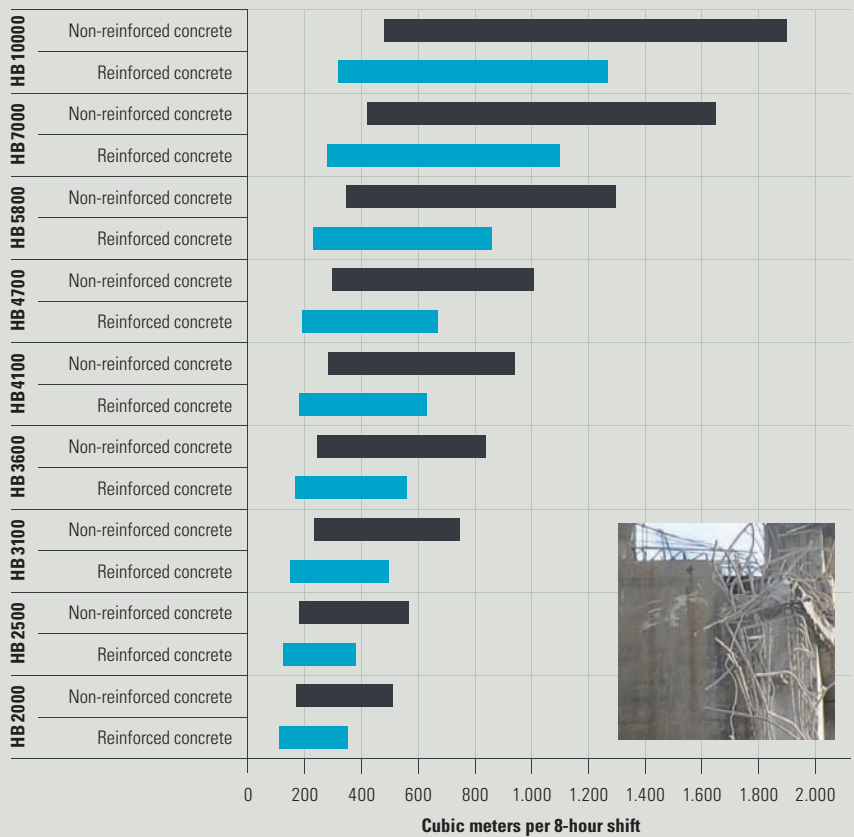
1) Weights apply to standard carriers only. Any variances must be agreed with Atlas Copco and/or the carrier manufacturer prior to attachment.  
 2) MB/HB-Breaker and breaker box with standard adapter plus working tool 3) Important: EN ISO 3744 in accordance with directive 2000/14/EC.

## Production ratings

The production ratings in the charts can be influenced by a wide range of factors such as:

- › the type, structure, hardness of the material to be broken
- › the degree of material reduction required
- › the setting and condition of the carrier and hydraulic breaker
- › the skills and experience of the operator

## Production ratings in CONCRETE



These ratings are intended as a guideline and not binding.

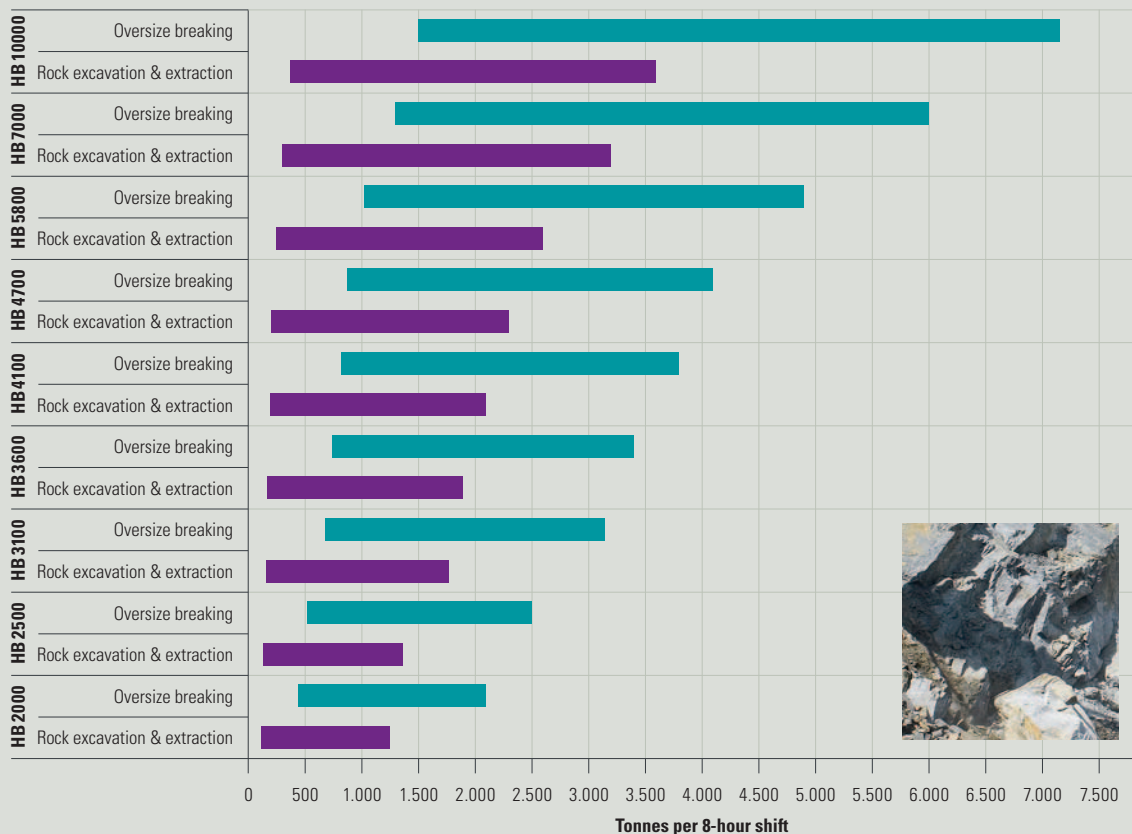


HB 3100	HB 3600	HB 4100	HB 4700	HB 5800	HB 7000	HB 10000
32–52	35–63	40–70	45–80	58–100	70–120	85–140
3.100	3.600	4.100	4.700	5.800	7.000	10.000
210–270	240–300	250–320	260–360	310–390	360–450	450–530
160–180	160–180	160–180	160–180	160–180	160–180	160–180
81	90	96	108	117	135	159
280–560	280–560	280–550	280–540	280–480	280–450	250–380
165	170	180	190	200	210	240
120	123	124	126	121	121	123
91	93	94	97	92	92	93
●	●	●	●	●	●	●
●	●	●	●	●	●	●
●	●	●	●	●	●	●
●	●	●	●	●	●	●
●	●	●	●	●	●	●
●	●	●	●	●	●	●
○	○	○	○	○	○	●

Full details of measurement are available in the Safety and Operating instruction of the product. It can be found on: [www.acprintshop.com](http://www.acprintshop.com)

● = standard ○ = optional

## Production ratings in ROCK



# Working Tools

The comprehensive offering of our ClassicLine and SilverLine makes your hydraulic breaker a productive machine in your daily operation.




Moil point (conical)




Moil point (pyramidal)




Moil point (X-Profile)



Chisel



Chisel (X-Profile)



Blunt tool

## Fluids

When operating a hydraulic breaker it is essential to use the right grease. Our special hydraulic breaker chisel paste provides excellent properties in a wide temperature range.



## 1+2 program = three years warranty without extra costs

For our hydraulic breakers, three years of warranty at no extra cost.

- Protected investment and peace of mind
- Time to focus on your business
- Higher breaker resale value





Model	Tool type	Classic Line	Silver Line	Tool width	Working length Standard	Working length DustProtector	Total length
				mm	mm	mm	mm
<b>MB 750</b>	Moil point (conical)	●	●	–	550	510	1,000
	Moil point (X-Profile)	●		–	550	510	1,000
	Chisel (cross)	●	●	100	550	510	1,000
	Chisel (X-Profile)	●		100	550	510	1,000
	Blunt tool	●	●	–	550	510	1,000
<b>MB 1000</b>	Moil point (pyramidal)	●	●	–	570	540	1,100
	Moil point (X-Profile)	●		–	570	540	1,100
	Chisel (cross)	●	●	110	570	540	1,100
	Chisel (X-Profile)	●		110	570	540	1,100
	Blunt tool	●	●	–	570	540	1,100
<b>MB 1200</b>	Moil point (pyramidal)	●		–	550	525	1,090
		●	●	–	610	585	1,150
	Moil point (X-Profile)	●		–	610	585	1,150
	Chisel (cross)	●		120	550	525	1,090
		●	●	120	610	585	1,150
	Chisel (X-Profile)	●		120	610	585	1,150
Blunt tool	●	●	–	610	585	1,150	
<b>MB 1500</b>	Moil point (pyramidal)	●		–	525	500	1,070
		●	●	–	630	605	1,175
	Moil point (X-Profile)	●		–	630	605	1,175
	Chisel (cross)	●		135	525	500	1,070
		●	●	135	630	605	1,175
	Chisel (X-Profile)	●		135	630	605	1,175
Blunt tool	●	●	–	630	605	1,175	
<b>MB 1700</b>	Moil point (pyramidal)	●		–	500	470	1,050
		●	●	–	650	620	1,200
	Moil point (X-Profile)	●		–	650	620	1,200
	Chisel (cross)	●		140	500	470	1,050
		●	●	140	650	620	1,200
	Chisel (X-Profile)	●		140	650	620	1,200
Blunt tool	●	●	–	650	620	1,200	

# Working Tools

Model	Tool type	Classic Line	Silver Line	Tool width	Working length Standard	Working length DustProtector	Total length
				mm	mm	mm	mm
<b>HB 2000</b>	Moil point (pyramidal)	●		–	515	450	1,080
		●	●	–	665	600	1,230
	Moil point (X-Profile)	●		–	665	600	1,230
	Chisel (cross)	●		145	515	450	1,080
		●	●	145	665	600	1,230
	Chisel (X-Profile)	●		145	665	600	1,230
Blunt tool	●		–	515	450	1,080	
	●	●	–	665	600	1,230	
<b>HB 2500</b>	Moil point (pyramidal)	●		–	480	440	1,150
		●	●	–	680	640	1,350
	Moil point (X-Profile)	●		–	680	640	1,350
	Chisel (cross)	●		155	480	440	1,150
		●	●	155	680	640	1,350
	Chisel (X-Profile)	●		155	680	640	1,350
Blunt tool	●		–	480	440	1,150	
	●	●	–	680	680	1,350	
<b>HB 3100</b>	Moil point (pyramidal)	●		–	595	550	1,300
		●	●	–	745	700	1,450
	Moil point (X-Profile)	●		–	745	700	1,450
	Chisel (cross)	●		165	595	550	1,300
		●	●	165	745	700	1,450
	Chisel (X-Profile)	●		165	745	700	1,450
Blunt tool	●		–	595	550	1,300	
	●	●	–	745	700	1,450	
<b>HB 3600</b>	Moil point (pyramidal)	●		–	570	520	1,300
		●	●	–	770	720	1,500
	Moil point (X-Profile)	●		–	770	720	1,500
	Chisel (cross)	●		170	570	520	1,300
		●	●	170	770	720	1,500
	Chisel (X-Profile)	●		170	770	720	1,500
Blunt tool	●		–	570	520	1,300	
	●	●	–	770	720	1,500	
<b>HB 4100</b>	Moil point (pyramidal)	●		–	620	575	1,400
		●	●	–	820	775	1,600
	Moil point (X-Profile)	●		–	820	775	1,600
	Chisel (cross)	●		180	620	575	1,400
		●	●	180	820	775	1,600
	Chisel (X-Profile)	●		180	820	775	1,600
Blunt tool	●		–	620	575	1,400	
	●	●	–	820	775	1,600	



Model	Tool type	Classic Line	Silver Line	Tool width	Working length Standard	Working length DustProtector	Total length
				mm	mm	mm	mm
<b>HB 4700</b>	Moil point (pyramidal)	●		–	660	600	1,450
		●	●	–	860	800	1,650
	Moil point (X-Profile)	●		–	860	800	1,650
	Chisel (cross)	●		190	660	600	1,450
		●	●	190	860	800	1,650
	Chisel (X-Profile)	●		190	860	800	1,650
Blunt tool	●		–	660	600	1,450	
	●	●	–	860	800	1,650	
<b>HB 5800</b>	Moil point (pyramidal)	●		–	665	610	1,500
		●	●	–	865	810	1,700
	Moil point (X-Profile)	●		–	865	810	1,700
	Chisel (cross)	●		200	665	610	1,500
		●	●	200	865	810	1,700
	Chisel (X-Profile)	●		200	865	810	1,700
Blunt tool	●		–	665	610	1,500	
	●	●	–	865	810	1,700	
<b>HB 7000</b>	Moil point (pyramidal)	●		–	735	685	1,600
		●	●	–	935	885	1,800
	Moil point (X-Profile)	●		–	935	885	1,800
	Chisel (cross)	●		210	735	685	1,600
		●	●	210	935	885	1,800
	Chisel (X-Profile)	●		210	935	885	1,800
Blunt tool	●		–	735	685	1,600	
	●	●	–	935	885	1,800	
<b>HB 10000</b>	Moil point (pyramidal)		●	–	–	880	1,900
			●	–	–	780	1,800
	Moil point (X-Profile)		●	–	–	880	1,900
	Chisel (cross)		●	240	–	880	1,900
			●	240	–	780	1,800
	Chisel (X-Profile)		●	240	–	880	1,900
Blunt tool		●	–	–	780	1,800	
		●	–	–	880	1,900	

### Authorised Distributor:

---



**Western Australia:**  
sales@baeg.com.au

☎ +61 8 9248 9800  
📠 +61 8 9209 3697  
33-37 Denninup Way, Malaga,  
Perth WA 6090

**Queensland & NT:**  
sales@baeg.com.au

☎ +61 7 3635 7333  
📠 +61 7 3635 7355  
76 Dulacca Street, Acacia  
Ridge, Brisbane QLD 4110

## COMMITTED TO SUSTAINABLE PRODUCTIVITY

We stand by our responsibilities towards our customers,  
towards the environment and the people around us.  
We make performance stand the test of time.  
This is what we call – Sustainable Productivity.

[www.atlascopco.com](http://www.atlascopco.com)

The Atlas Copco logo consists of the brand name 'Atlas Copco' in a blue, serif font. It is positioned between two horizontal blue bars of equal length, one above and one below the text.