

We take
Integrity, Respect, Pride
In everything we do



Table of Contents

Mobile Crusher	3
Jaw Crusher	5
Gyratory	7
Grizzly	9
Radio EHC Remote Controls and Powerpacks	12



Light duty booms for mobile crushers

Features

- Compact and light weight design
- Maintenance free cylinder bearings
- Pin lock system
- 270° slew bearing
- Internal hydraulic lines

Benefits

- > Easy mobile crusher integration
- > Higher machine availability
- > Higher machine availability
- > Wider coverage and service access
- > Damage protection

X24 additional features

- Light duty boom structure
 - Load distribution plates
 - Large diameter pins
 - 3 boom sections, X24-420R
- > Rock breaking and light raking capability
 - > Longer service life
 - > Reduced wear and tear
 - > Small parking radius and more flexible reach





	X22-290R	X22-320	X22-350
Maximum reach (incl. nominal breaker), m	4.0	4.8	5.2
Horizontal reach, max (breaker vertical), m	2.9	3.1	3.4
Vertical reach, max (incl. nominal breaker), m	1.8	3.2	4.1
Recommended breaker weight, kg	200–400	250–600	250–600
Operating mass, excluding breaker PowerPack and control console, kg	1000	1335	1400

	X24-290R	X24-420R
Maximum reach (incl. nominal breaker), m	4.6	5.8
Horizontal reach, max (breaker vertical), m	3.1	4.4
Vertical reach, max (incl. nominal breaker), m	2.4	3.7
Recommended breaker weight, kg	300–600	
Operating mass, excluding breaker, PowerPack and control console, kg	1450	1680

Light to meduim duty booms for jaw crushers

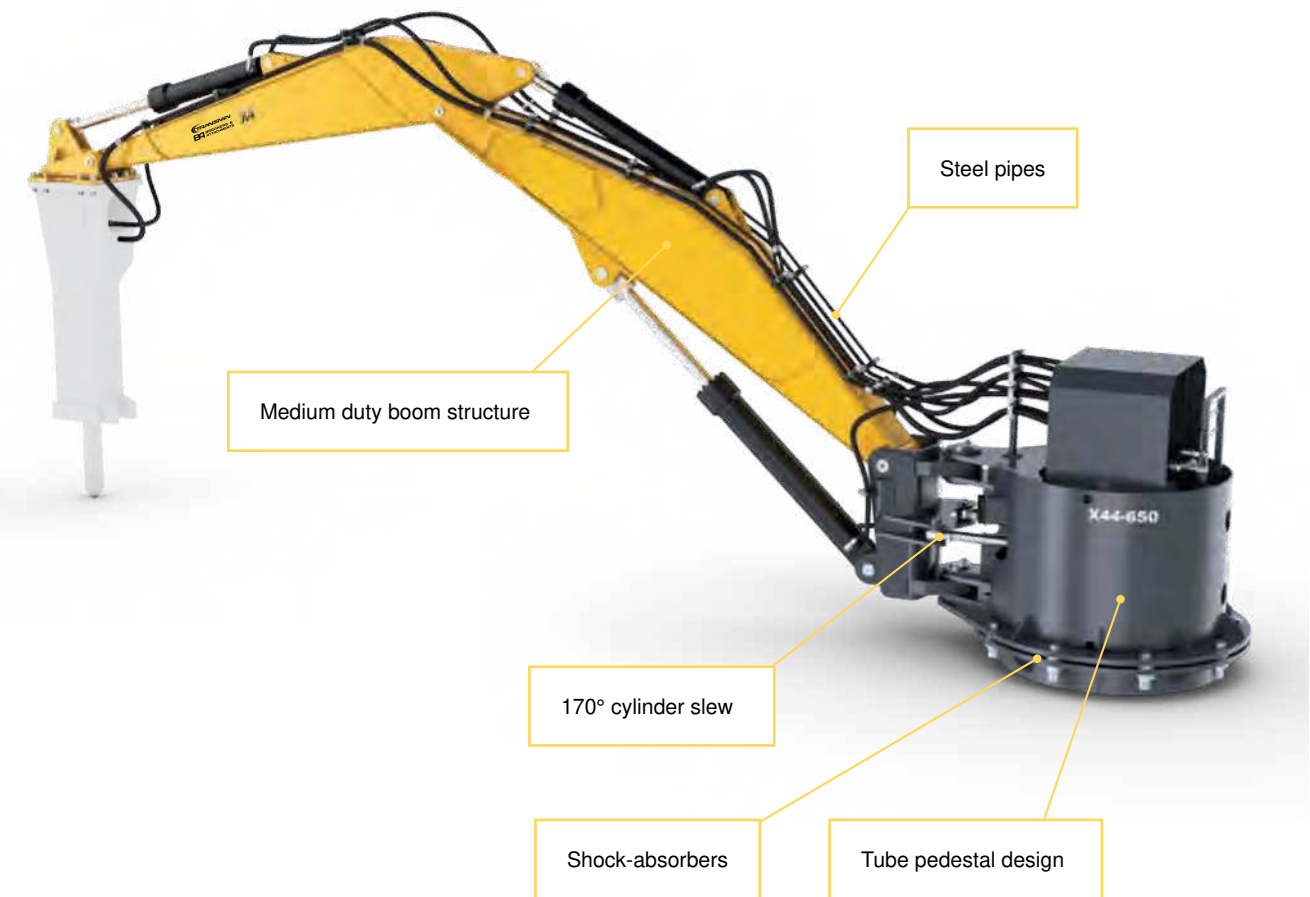

Features

- Specially designed geometry
- Maintenance free cylinder bearings
- Pin lock system
- 170° cylinder slew

Benefits

- > Optimized for jaw crushers
- > Higher machine availability
- > Easy maintenance
- > Longer horizontal reach





Light	X42-390	X42-430	X42-460	X42-560	X42-580	X42-620
Maximum reach (incl. nominal breaker), m	6.0	6.5	6.8	7.7	7.7	8.4
Horizontal reach, max (breaker vertical), m	3.9	4.3	4.6	5.6	5.8	6.2
Vertical reach, max (incl. nominal breaker), m	4.3	4.8	5.1	5.5	5.5	6.3
Recommended breaker weight, kg	400–1000					
Operating mass, excluding breaker, PowerPack and control console, kg	2500	2550	2600	2650	2700	2750

Medium	X46-480	X46-590	X46-670
Maximum reach (incl. nominal breaker), m	6.9	7.9	8.6
Horizontal reach, max (breaker vertical), m	5.0	6.0	6.7
Vertical reach, max (incl. nominal breaker), m	3.2	4.6	5.3
Recommended breaker weight, kg	1000-2000		
Operating mass, excluding breaker, PowerPack and control console, kg	6300	6830	7130

Heavy duty booms for gyratory crushers


Features

- Heavy duty boom structure
- High tensile load distribution plates
- Large diameter pins
- Pin lock system
- 170° cylinder slew
- 270° slew bearing

Benefits

- > Hard rock breaking and heavy raking capability
- > Longer service life
- > Reduced wear and tear
- > Higher machine availability
- > Longer horizontal reach
- > Wider coverage and service access





	X66-980	X66-1050	X66-1220	X66-1410
Maximum reach (incl. nominal breaker), m	12.7	13.4	14.6	17.0
Horizontal reach, max (breaker vertical), m	9.8	10.5	12.2	14.1
Vertical reach, max (incl. nominal breaker), m	9.2	10.0	10.6	13.2
Recommended breaker weight, kg	1500-3500			
Operating mass, excluding breaker, PowerPack and control console, kg	15100	15500	16500	17500

	X66-980R	X66-1050R	X66-1220R	X66-1410R
Maximum reach (incl. nominal breaker), m	12.7	13.4	14.6	17.0
Horizontal reach, max (breaker vertical), m	9.8	10.5	12.2	14.1
Vertical reach, max (incl. nominal breaker), m	9.2	10.0	10.6	13.2
Recommended breaker weight, kg	1500-3500			
Operating mass, excluding breaker, PowerPack and control console, kg	11100	11500	12500	13500

Heavy duty booms for grizzlies

Features

- Heavy duty boom structure
- High tensile load distribution plates
- Large diameter pins
- Pin lock system
- Top mounted tilt-cylinder
- 170 ° cylinder slew
- Identical cylinders

Benefits

- > Hard rock breaking and extreme raking capability
- > Longer service life
- > Reduced wear and tear
- > Higher machine availability
- > Fly-rock protection
- > Longer horizontal reach
- > Reduced stock



	X86-550	X86-640	X86-790
Maximum reach (incl. nominal breaker), m	8.0	9.0	10.1
Horizontal reach, max (breaker vertical), m	5.5	6.4	8.0
Vertical reach, max (incl. nominal breaker), m	5.1	6.1	6.5
Recommended breaker weight, kg	1200-2500		
Operating mass, excluding breaker, PowerPack and control console, kg	7250	7400	7800

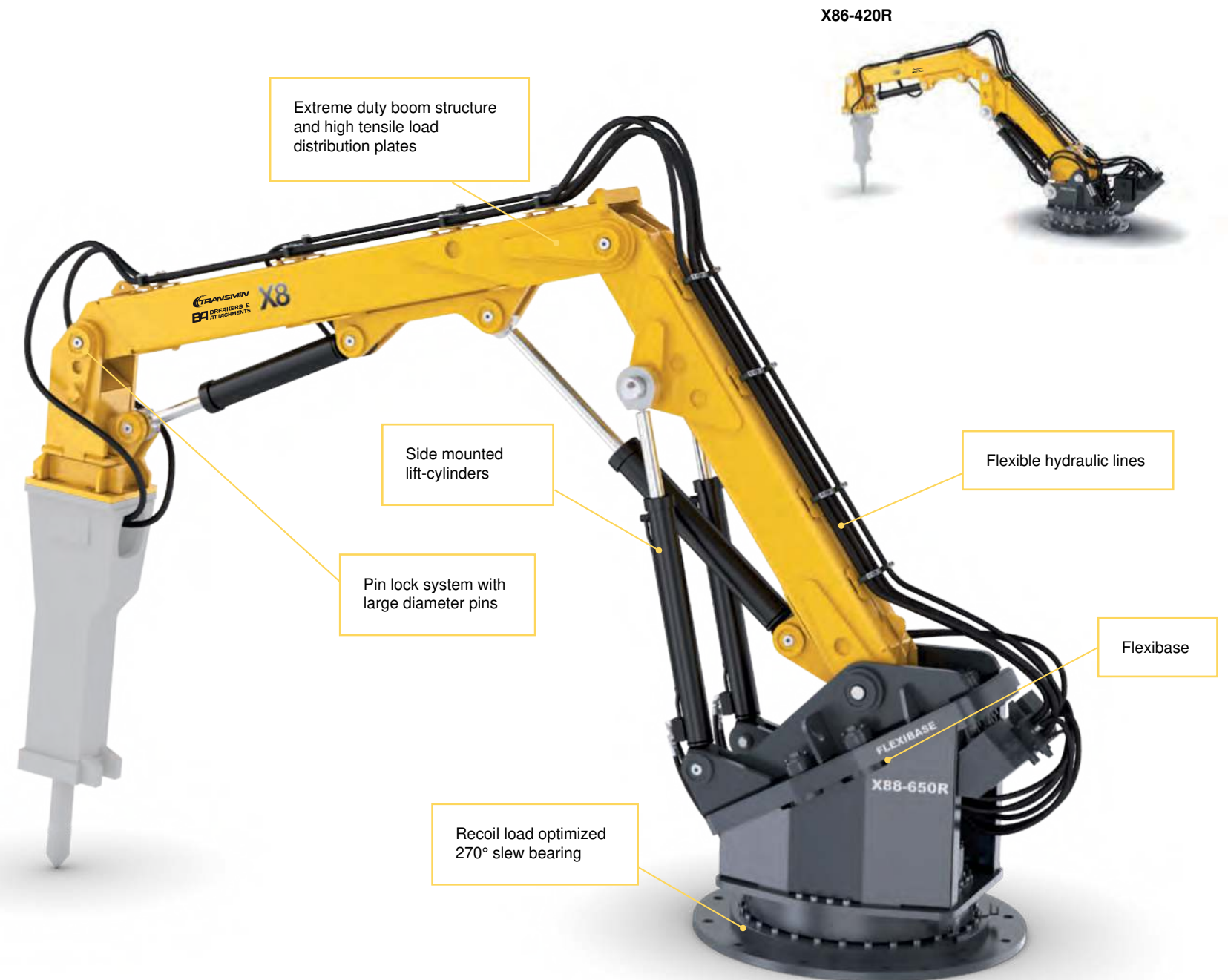
Extreme duty booms for grizzlies

Features

- Extreme duty boom structure
- High tensile load distribution plates
- Large diameter pins
- Pin lock system
- Side mounted lift-cylinders
- Flexibase
- 270° slew bearing
- Flexible hydraulic lines

Benefits

- > Hard rock breaking and extreme raking capability
- > Longer service life
- > Reduced wear and tear
- > Higher machine availability
- > Raking stabilization
- > Reduced vibration in foundation
- > Wider coverage and service access
- > Easy repair



	X88-540R	X88-650R
Maximum reach (incl. nominal breaker), m	7.0	8.7
Horizontal reach, max (breaker vertical), m	5.4	6.5
Vertical reach, max (incl. nominal breaker), m	3.7	4.3
Recommended breaker weight, kg	750-1700	
Operating mass, excluding breaker, PowerPack and control console, kg	8350	9700

Heavy duty booms for small grizzlies

Features

- Heavy duty boom structure
- Low profile design
- Load distribution plates
- Maintenance free cylinder bearings
- 270° slew bearing
- Internal hydraulic lines

Benefits

- > Hard rock breaking and heavy raking capability
- > Low headroom
- > Longer service life
- > Higher machine availability
- > Wider coverage and service access
- > Damage protection



	X86-340R
Maximum reach (incl. nominal breaker), m	4.4
Horizontal reach, max (breaker vertical), m	3.4
Vertical reach, max (incl. nominal breaker), m	1.7
Recommended breaker weight, kg	300-500
Operating mass, excluding breaker, PowerPack and control console, kg	1300

Options

Centralised lubrication

- Manual centralised lubrication – creates a central point at the base of the boom system to allow lubrication of all pivot pins from a single point.
- Automatic centralised lubrication – creates a central point at the base of the boom system to allow lubrication of all pivot pins from a single point via an automatic grease pump.

Radio control

- Standard duty – utilises a belt and lightweight controller.
- Heavy duty – utilises a chest plate and harness with heavyweight joysticks.

Radio Control System Main Components and Interconnecting Cables



Base Unit

Standard Duty



Heavy Duty



Radio Control Units



Batteries and Charger



Valve harness and External e-stop

Hydraulic Powerpacks



	PU18-43	PU30-63	PU37-87	PU45-121	PU55-151
Weight without oil, kg	800	900	950	1200	1310
Length, mm			1680		
Width, mm			1100		
Height, mm			1890		
Oil tank volume, l	250	250	250	400	400
Hydraulic Pump Type	Gear				
Oil flow, l/min 1500 rpm (50Hz)	65	90	125	180	220
Oil flow, l/min 1800 rpm (60Hz)	78	108	150	216	264
Motor power 50Hz	18	30	37	45	55
Motor power 60Hz	22	36	45	55	66

Optional oil heater.



Brisbane Branch
76 Dulacca St
Acacia Ridge, QLD
☎ 07 3635 7333
✉ info@baeg.com.au

Perth Branch
71 Prestige Parade,
Wangara, WA
☎ 08 9248 9800
✉ info@baeg.com.au

Melbourne Branch
32 Freight Drive Somerton,
Melbourne VIC
☎ 03 9308 8202
✉ info@baeg.com.au