

Excavator attachments


Demolition, recycling and earth-moving.
Experience our Hydraulic Attachment Tools.



PART OF THE ATLAS COPCO GROUP

Cut to the chase

Steel Cutters are ideal for cutting steel structures at demolition sites or recycling metal girders, sheets and cables at scrap yards.



360° endless hydraulic rotation allows optimal positioning and precise handling.


The AutoGuide system ensures optimal blade clearance (SC 3600 – 8300).

Faster working cycles thanks to the integrated speed valve.

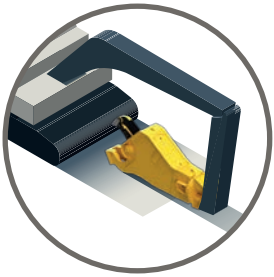
Cutting blades & piercing knives are replaceable.




By forcing the material to where the cutter exerts the greatest force, the optimally-shaped jaw cuts through steel easily, no matter the size.



Boom-mounted
2nd member



Stick-mounted
3rd member



SC range		SC 270	SC 600	SC 2500	SC 3600	SC 4500 ³⁾	SC 6200 ³⁾	SC 8300 ³⁾
Carrier weight class – boom mounted ¹⁾	t	2 – 4	4 – 6	16 – 30	20 – 38	25 – 55	30 – 55	45 – 65
Carrier weight class – stick mounted ¹⁾	t	4 – 6	6 – 9	21 – 35	32 – 50	38 – 60	50 – 75	65 – 110
Static version								
Service weight ²⁾	kg	-	-	2,550	3,830	4,480	6,460	8,310
Product weight	kg	-	-	2,300	3,390	4,037	5,780	7,500
A	mm	-	-	2,235	2,880	3,220	3,555	4,230
B	mm	-	-	445	607	750	782	947
C	mm	-	-	416	544	625	701	903
Rotating version								
Service weight ²⁾	kg	380	650	2,750	4,030	4,880	6,860	9,060
Product weight	kg	340	570	2,500	3,590	4,440	6,180	8,250
A	mm	1,350	1,900	2,596	3,106	3,568	3,903	4,730
B	mm	195	290	445	607	750	782	947
C	mm	200	290	416	544	625	701	903
Static and rotating version								
F1	t	102	138	532	664	813	955	1,338
F2	t	36	46	130	156	168	201	242
Cycle time (opening/closing)	sec	2.0 / 2.8	1.8 / 2.4	2.9 / 3.1	2.8 / 2.2	3.6 / 2.9	5.3 / 3.5	4.9 / 3.2
Oil flow rate (opening & closing)	l/min	100	120	240	450	450	450	750
Max. operating pressure (opening & closing)	bar	250	300	350	350	350	350	350
Oil flow rate (rotation)	l/min	15	20	50	50	50	50	50
Max. operating pressure (rotation)	bar	100	100	170	170	170	170	170



¹⁾ Weights apply to standard carriers only. Any variances must be agreed with Epiroc and/or the carrier manufacturer prior to attachment.

²⁾ Attachment with average-sized adapter plate.

³⁾ Drainage line required





Western Australia:

 +61 8 9248 9800
 +61 8 9209 3697

33-37 Denninup Way
Malaga, Perth
WA 6090

Queensland & NT:

 +61 7 3635 7333
 +61 7 3635 7355

76 Dulacca Street
Acacia Ridge, Brisbane
QLD 4110

WWW.BAEG.COM.AU

sales@baeg.com.au

United in performance. Inspired by innovation.

Performance unites us, innovation inspires us, and commitment drives us to keep moving forward. Count on Epiroc to deliver the solutions you need to succeed today and the technology to lead tomorrow.
epiroc.com



PART OF THE ATLAS COPCO GROUP